

SENSOR OPERATED

Machflow Plus with brushless motor



M19A/M19A-FIL/M19A-I
White finish



M19AB/M19AB-FIL/M19AB-I
Black finish



M19AC/M19AC-FIL/M19AC-I
Bright finish



M19ACS/M19ACS-FIL/M19ACS-I
Satin finish


PVD finish

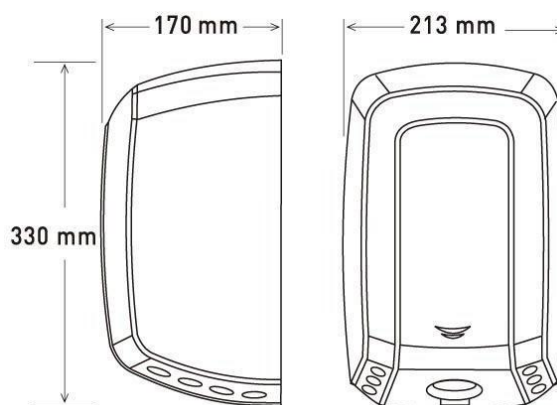
General description

- Sensor operated high-speed hand dryer with free-maintenance brushless motor, ensuring long lifespan, being ideal for an intensive usage.
- With a compact and very robust design, this hand dryer is energetically very efficient and sustainable, providing great energy savings and ultra-fast hand drying. Strongly recommended for high traffic places.
- Universal voltage – accepts 100-120 / 220-240 VAC input.
- It has an adjustable power motor that regulates energy consumption (between 250 and 1,100W) and provides a maximum air output speed of 340 km/h that dries your hands between 8 and 15 seconds.
- Machflow Plus can incorporate, optionally, a HEPA filter media that filters the solid particles in suspension (pollen, dust mites, tobacco smoke, etc.) significantly improving air quality.
- As a complement to the HEPA filter medium, and also optionally, the Machflow Plus can incorporate an ionizer ("Ion Hygienic" technology) that cleans and purifies the air through the emission of anions, eliminating most of the germs and particles transported through the air, helping it to be purer and healthier.
- Optionally, it is also possible to incorporate a quick assembly / disassembly kit for the machine ("Plug-in" kit code KTP009) that allows you to install and uninstall the hand dryer easily, quickly and safely, making maintenance much more efficient and reducing your costs at the same time.
- New air concentrator nozzle which helps to channel better the airflow on the hands. Instead of blowing air all over the hands, it focuses the airflow for a more targeted drying. The narrower opening of the concentrator gives the airflow greater pressure on exit, boosting its speed and thus, making the hand drying process much more efficient. **Only available in models with ionizer "Ion Hygienic"**.
- It has an odor neutralizer, code RCPOM14 that aromatizes and deodorizes the environment thanks to its soft fragrance (optional).
- Machflow Plus is equipped with an automatic safety disconnection system that switches it off automatically after 60 seconds of continuous use.
- It is supplied as standard with all the elements to fix it to a brick wall.

Technical Specifications

Voltage	100 - 120V / 220 - 240V
Frequency	50/60Hz
Electrical Isolation	Class I
Total power	250 – 1,100W
Consumption	1.3 – 4.8A
Motor power	900W
Rpm	17,600 – 27,600
Heating element power	200W or 0W (ON/OFF switch)
Dimensions	330x213x170 mm
Weight	5.5Kg
Cover thickness	1.5mm
Drying time	8-15sec
Effective airflow	101 - 177 m ³ /h (1,680 - 2,950 l/min)
Air velocity	220 – 340Km/h
Air temperature (10 cm distance/23°C)	42°C
Sound pressure ^(*) (at 2m)	67 – 74dBA
Protection rating	IP23

Dimensions



Dimensions: ± 4%

Components and materials

- **COVER:** made of one piece without welding of steel (M19A... and M19AB...) or AISI 304 stainless steel (M19AC... and M19ACS...), 1.5 mm thick.
- **BASE PLATE:** made of PA6V0 fire resistant plastic. It incorporates 4 silent-blocks to cushion mechanical vibrations.
- **INTERIOR SET:** made of PA6V0 fire resistant plastic.
- **MOTOR:** extremely durable high-speed Class F brushless motor, maintenance free, with adjustable power, allowing electricity consumption and sound pressure to be regulated.
- **HEATING ELEMENT:** minimum waved wire NiCr heating element of 400W, mounted on a mica frame that incorporates a self-resetable thermal cut-off which disconnects the whole appliance. The heating element can be disconnected by means of a ON/OFF switch.
- **HANDS DETECTION SYSTEM:** fully adjustable IR electronic detection sensor by means of a potentiometer. Detection distance can be adjusted between 5 and 25 cm. It has an automatic disconnection system after 60 "of continuous use.
- **HEPA FILTER MEDIUM:** which filters the solid particles in suspension (pollen, dust mites, tobacco smoke, etc.) significantly improving air quality (optional).
- **IONIZER:** cleans and purifies the air through negative ions (anions) that remove microscopic particles from the air and make it healthier (optional).
- **ODOR NEUTRALIZER:** aromatizes and deodorizes the environment through its soft fragrance (optional).

Codes

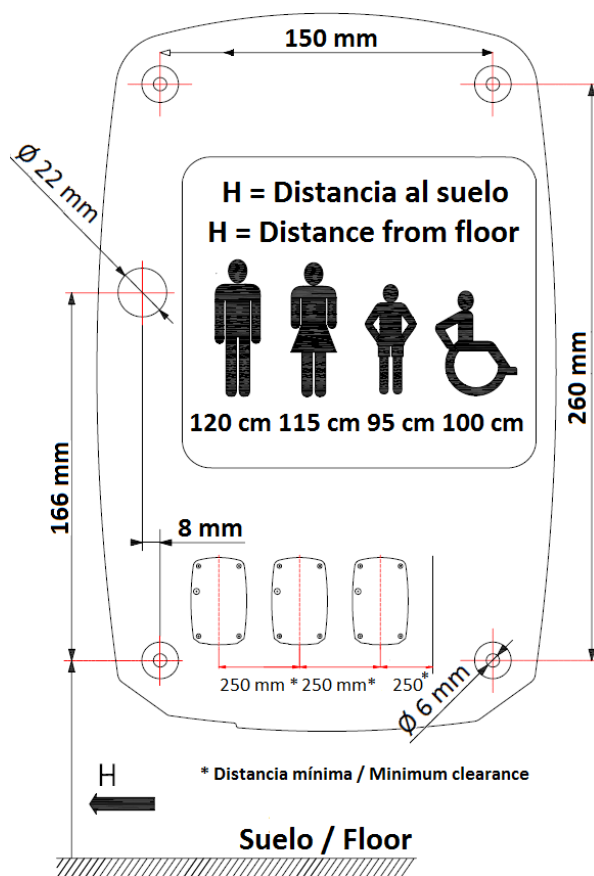
		HAND DRYER CODES		
Cover material	Cover finish	Neither HEPA filter medium nor Ionizer	HEPA filter medium	HEPA filter medium + Ionizer
Steel	White	M19A	M19A-FIL	M19A-I
Steel	Black	M19AB	M19AB-FIL	M19AB-I
Stainless steel	Bright	M19AC	M19AC-FIL	M19AC-I
Stainless steel	Satin	M19ACS	M19ACS-FIL	M19ACS-I

OPERATION

Place the hands under the air outflow valve. The dryer will start automatically, and go on with no interruption as long as the hands are kept in the detection range of the sensor. The appliance will stop 2 seconds after the hands are removed from the airflow or 60 seconds after continuous working.

Text for prescription

Hands-under automatic hand dryer shall be equipped with an infrared sensor located at the bottom of the unit. The dryer shall weigh 5,50 kg. The housing shall be available in white or black finished steel, or in AISI 304 stainless steel with polished or satin finish, as well as in various PVD finishes. The housing shall have a thickness of 1,5 mm. The dryer shall be equipped with a brushless Class F motor with an adjustable speed range between 17.600 and 27.600 rpm and motor power between 250 and 900 W. A heating element with an on/off switch and 200 W of power shall be included. The unit shall operate at a frequency of 50/60 Hz and voltage of 100–240 V, with a total power range of 250–1,100 W with a consumption of 1,3 to 4,8 A. Drying time shall be between 8 and 15 seconds, with an airspeed of 220–340 km/h. The motion detection distance shall be adjustable via potentiometer, from 5 to 25 cm. The unit shall offer a HEPA filter and an ionizer, both optional. Plug-in system shall be optionally available. The unit shall comply with current applicable standards for hand dryers (EN 60335-1, EN 60335-2-23, EN 61000-3-2, and EN 61000-3-3).



PLUG-IN SYSTEM

The Machflow® Plug-in technology is an easy, practical, fast and secure system to install and uninstall a hand dryer, making maintenance much more efficient and reducing at the same time its costs.



With the Machflow® Plug-in technology a hand dryer can be installed in a few steps and it can be replaced in less than 10 seconds thanks to its SMED (Single-Minute Exchange of Die) system. Furthermore its maintenance can be carried out better at the maintenance workshop and it is totally secure against electric shocks. All of these benefits allow you to reduce the maintenance costs.

This fast install/uninstall technology to the wall **is optional** and it is carried out by means of a special kit code: KTP009.

Installation of the dryer with this system is as follows:

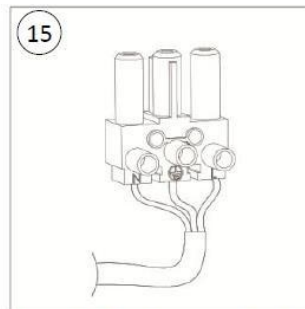
<p>1</p>	<p>2</p>	<p>3</p>	<p>4</p>
<p>The Plug in Kit is compatible with the Machflow hand dryer and the Machflow hairdryer</p>	<p>Unscrew the cover screws (x2)</p>	<p>Remove the cover by a rotating movement</p>	<p>Disconnect the wires and remove the power strip</p>
<p>5</p>	<p>6</p>	<p>7</p>	<p>8</p>
<p>Unscrew the wall mount screws (x4)</p>	<p>Remove the silent blocks from the back</p>	<p>Route the wires through the holes to</p>	<p>At the back of the unit, connect the</p>
<p>9</p>	<p>10</p>	<p>11</p>	<p>12</p>
<p>Fix the fast connector to the back of the unit using 2 screws</p>	<p>Close the dryer cover</p>	<p>Screw the cover fixing screws (x2) Your dryer is now ready to be used on a Plug-in base</p>	<p>Same wall holes may be used for the Plug-in installation</p>



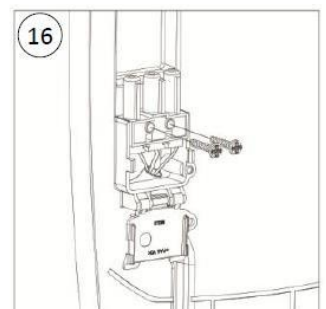
Route the wires through the Plug-in base as shown on the picture



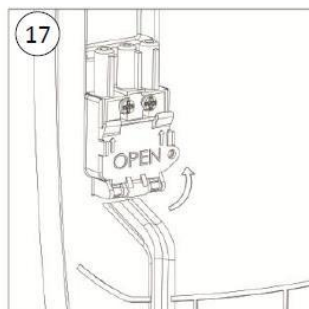
Screw the Plug-in base to the wall(x4)



Connect the wires to the fast connector following the engraved

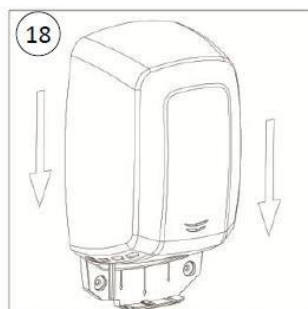


Fix the fast connector to the Plug-in base using 2 screws



Close the security cover

Your Plug-in base is now ready to be used with a Plug-in dryer



Mount the dryer over the Plug-in base with a from top to down movement



Screw the safety screw

Your dryer is ready to be used

CERTIFICATES AND QUALIFICATIONS



Electromagnetic
Compatibility
Regular Production
Surveillance



Mediclinics, S.A., reserves the right to make changes and/or modifications to the products and their specifications without prior notice.
Review: 07-25 © mediclinics S.A.

